



Chocolate Truffles

Drink Code & Programming Instructions

To Program your Blender Dispensing Unit:

1) Press the following code on the key-pad of your Blender Dispensing unit

7 8 9 GO


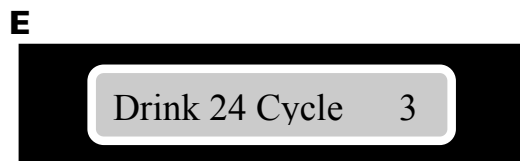
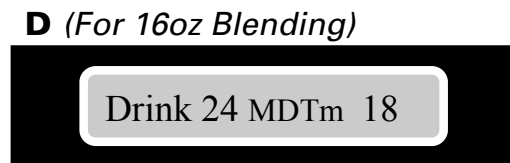
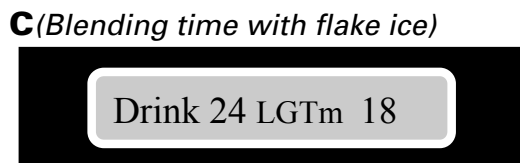
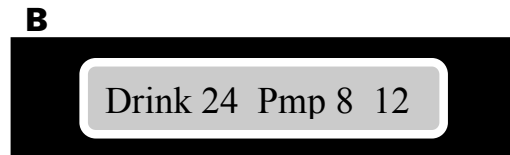
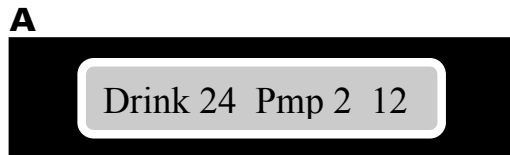
2) Press **S** and continue pressing this button until you scroll to the drink number (**Drink #24**). Proceed to #3. See **Screen A**

3) Press the **M** pad and continue pressing this button until you come to Pump 2 as shown below in A. Proceed to #4.

4) Press the #12 and the GO button.

5) After you've completed Step 1-4 for A, repeat the process as shown below for B-F.

Screen Key:



6) To make a *Chocolate Truffles* simply select size – Press 24 GO.
Please fine tune according to taste.

• Feel free to call Tim with any questions. 877-525-3637