



**Citrus Twister (May)**  
**Drink Code & Programming Instructions (Steel Unit)**

To Program your City Blends Blender Dispensing Unit:

1) Press the following code on the key-pad of your Blender Dispensing unit

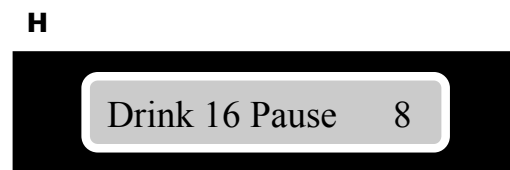
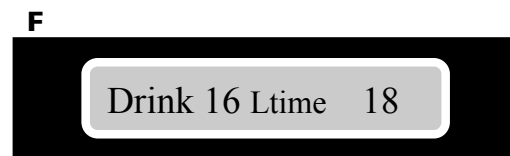
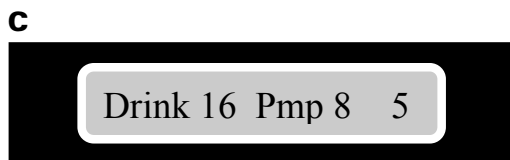
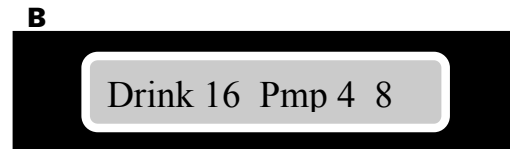
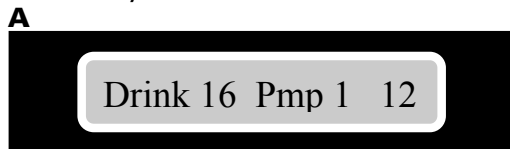


2) Press **M** and continue pressing this button until you scroll to the drink number (**Drink #16**). Proceed to step #3. See **Screen A**

3) The panel will start with Pump 1 as shown below in **Screen A** Proceed to Step #4.

4) Press the #12 and **GO** button to store new information. Press the **GO** to progress to the next pump.

5) After you've completed Steps 1-4, repeat the process as shown below for B-H.  
 Screen Key:



6) To make a *Citrus Twister* simply select size – Press 16 **GO**.  
 Press STOP twice to exit programming.  
 Please fine tune according to taste.  
 • For programming help feel free to contact support directly.  
 East Coast: Desmond 717-648-9351  
 West Coast: Tim 916-723-7184

