



IRS Blues

Drink Code & Programming Instructions (Black Unit)

To Program your Blender Dispensing Unit:

1) Press the following code on the key-pad of your Blender Dispensing unit



2) Press **S** and continue pressing this button until you scroll to the drink number (**Drink #15**). Proceed to #3. See **Screen A**

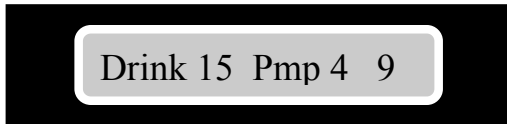
3) Press the **M** pad and continue pressing this button until you come to Pump 4 as shown below in A. Proceed to #4.

4) Press the #9 and the GO button to store the new information.

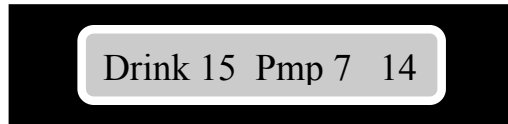
5) After you've completed Step 1-4 for A, repeat the process as shown below for B-E.

Screen Key:

A



B



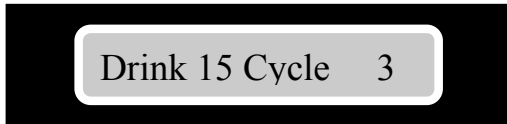
C (Blending time with flake ice)



D



E



To make an *IRS Blues* simply select size – Press 15 **GO**.

Press STOP twice to exit programming.

Please fine tune according to taste.

• For programming help feel free to contact support directly.

East Coast: Desmond 717-648-9351

West Coast: Tim 916-723-7184

