



IRS Blues

Drink Code & Programming Instructions (Steel Unit)

To Program your Blender Dispensing Unit:

1) Press the following code on the key-pad of your Blender Dispensing unit



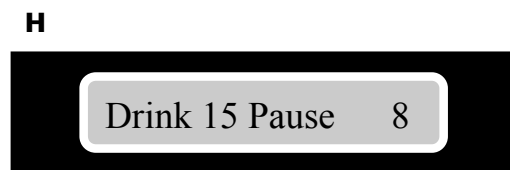
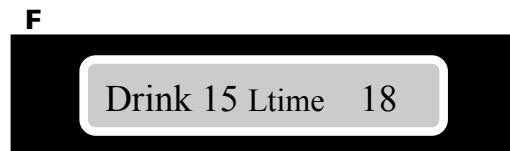
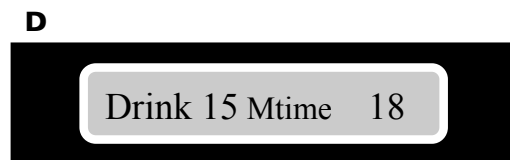
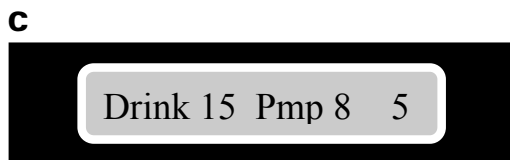
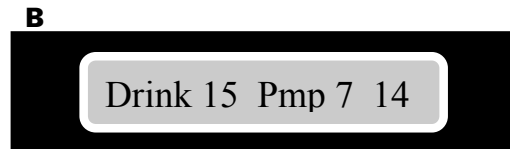
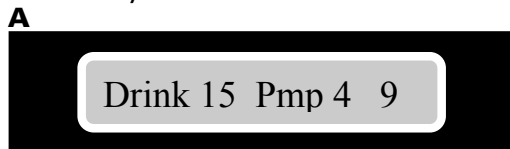
2) Press **M** and continue pressing this button until you scroll to the drink number (**Drink #15**). Proceed to step #3. See **Screen A**

3 Press the **GO** key until you come to Pump 2 as below in **Screen A** Proceed to Step #4.

4 Press the #9 button and **GO** button to store new information.

5 After you've completed Steps 1-4, repeat the process as shown below for B-G.

Screen Key:



6) To make an *IRS Blues* simply select size – Press 15 **GO**.

Press STOP twice to exit programming.

Please fine tune according to taste.

• For programming help feel free to contact support directly.

East Coast: Desmond 717-648-9351

West Coast: Tim 916-723-7184

