



**Luck Of The Irish**  
**Drink Code & Programming Instructions (Black Unit)**

To Program your Blender Dispensing Unit:

1) Press the following code on the key-pad of your Blender Dispensing unit




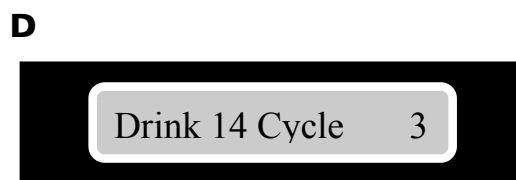
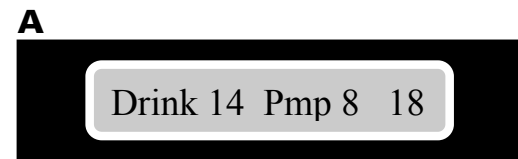
2) Press **S** and continue pressing this button until you scroll to the drink number (**Drink #14**). Proceed to #3. See **Screen A**

3) Press the **M** pad and continue pressing this button until you come to Pump 8 as shown below in **Screen A**. Proceed to #4.

4) Press the #18 and the GO button.

5) After you've completed Step 1-4 for A, repeat the process as shown below for B-E.

Screen Key:



6) To make an **Luck Of The Irish** simply select size – Press 14 **GO**.

Press STOP twice to exit programming.

Please fine tune according to taste.

• For programming help feel free to contact support directly.

East Coast: Desmond 717-648-9351

West Coast: Tim 916-723-7184

