



1 *New Years Resolution*

Drink Code & Programming Instructions Steel Unit

Note: Some blender units may already be programmed.

To Program your Blender Dispensing Unit:

1) Press the following code on the key-pad of your Blender Dispensing unit.

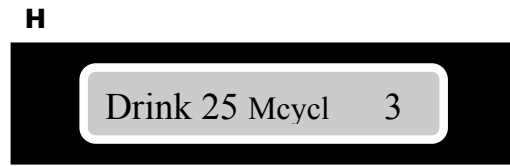
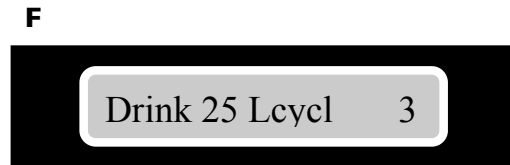
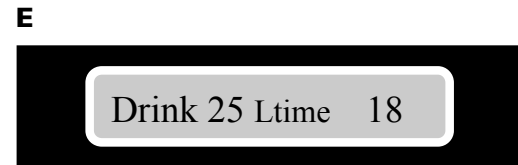
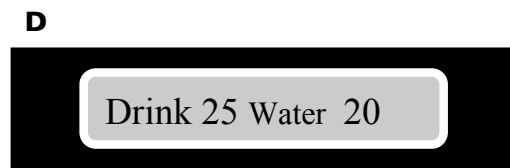
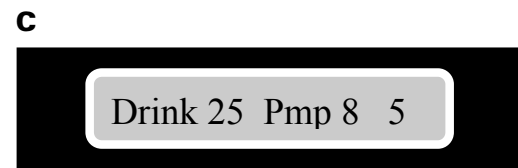
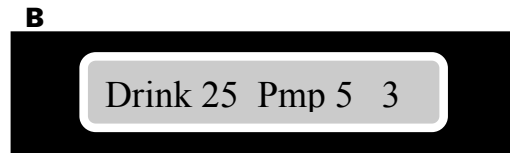
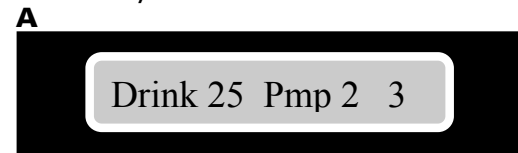


2) Press **M** and continue pressing this button until you scroll to the drink number **(Drink #25)**. Proceed to step #3. See **Screen A**

3) Press the **L** key twice until you come to Pump 2 as shown below in **Screen A**. Proceed to step #4.

4) Press the #3 button and the GO button to store the new info.

5) After you've completed Steps 1-4 for A & B, repeat the process as shown below for C-I. Screen Key:



6) To make a *New Years Resolution* simply select size – Press 25 **GO**.

Press **STOP** twice to exit programming.

Please fine tune according to taste.

• For programming help feel free to contact support directly

East Coast: Desmond 717-648-9351

West Coast: Tim 916-725-7184

