



### *New Years Resolution*

## **Drink Code & Programming Instructions (Black Unit)**

To Program your Blender Dispensing Unit:

1) Press the following code on the key-pad of your Blender Dispensing unit

**7 8 9 GO**

2) Press **S** and continue pressing this button until you scroll to the drink number (**Drink #25**). Proceed to #3. See **Screen A**

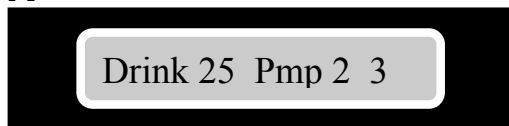
3) Press the **M** pad and continue pressing this button until you come to Pump 2 as shown below in A. Proceed to #4.

4) Press the #3 and the **GO** button to store the new data.

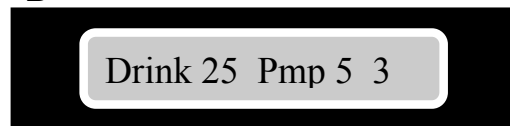
5) After you've completed Step 1-4 for A, repeat the process as shown below for B-H.

Screen Key:

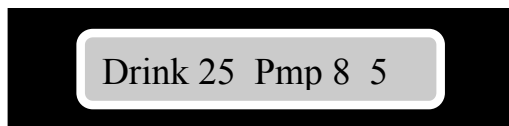
**A**



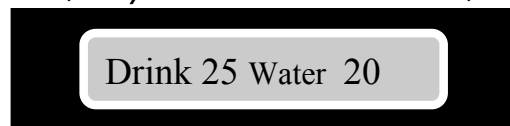
**B**



**C**



**D** (*Only if a water is attached*)



**E** (*Blending time with flake ice*)



**F** (*16oz Blending Time*)



**G**



**H**



6) To make a *New Years Resolution* simply select size – Press 23 GO.

Press **STOP** twice to exit programming.

Please fine tune according to taste.

• For programming help feel free to contact support directly

East Coast: Desmond 717-648-9351

West Coast: Tim 916-723-7184