



### The Picnic (June)

## City Blends Drink Code & Programming Instructions Black Unit

To Program your City Blends Blender Dispensing Unit:

1) Press the following code on the key-pad of your Blender Dispensing unit



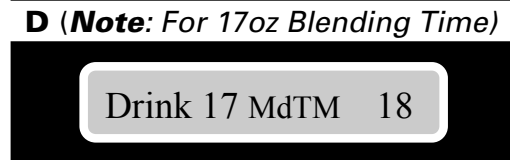
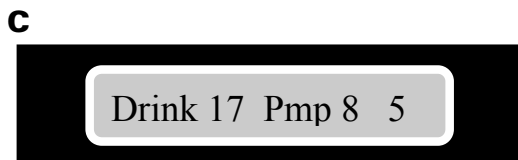
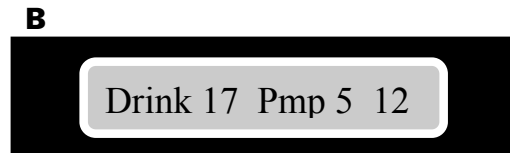
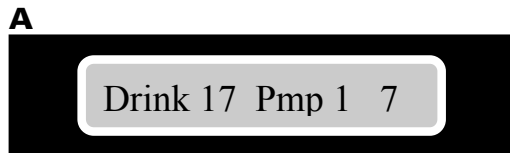
2) Press **S** and continue pressing this button until you scroll to the drink number (**Drink #17**). Proceed to #3. See **Screen A**

3) The panel will start with Pump 1 as shown below in A. Proceed to #4. (Note use the **M** to progress through the pumps)

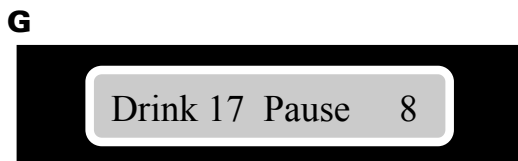
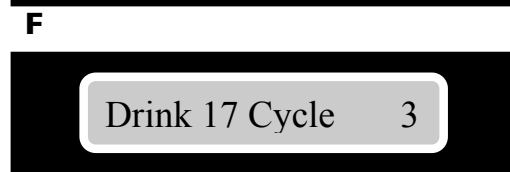
4) Press the #7 and the GO button to store the new information.

5) After you've completed Step 1-4 for A, repeat the process as shown below for B-G.

Screen Key:



**E (Blending time with flake ice)**



6) Press **STOP** twice to exit programming.

To make a **The Picnic** simply select size – Press 17 GO.

Please fine tune according to taste.

• For programming help feel free to contact support directly

East Coast: Desmond 717-648-9351

West Coast: Tim 917-723-7184