



The Picnic (June)
Drink Code & Programming Instructions (Steel Unit)

To Program your City Blends Blender Dispensing Unit:

1) Press the following code on the key-pad of your Blender Dispensing unit



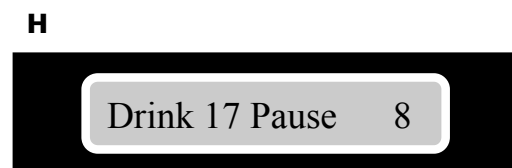
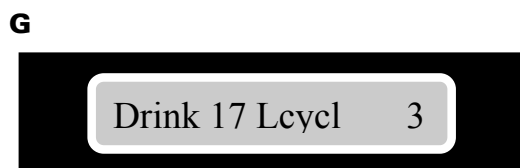
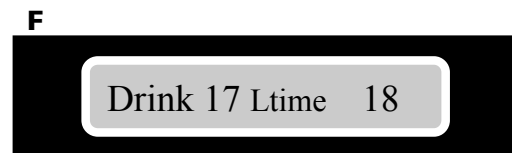
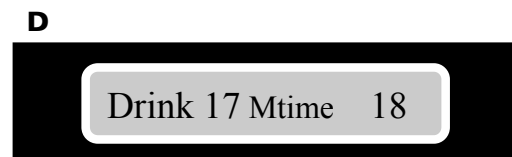
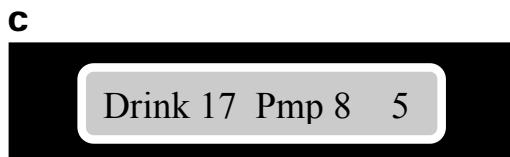
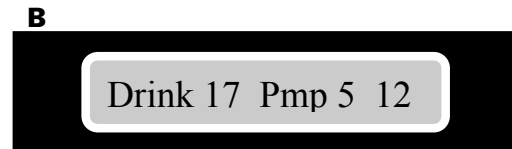
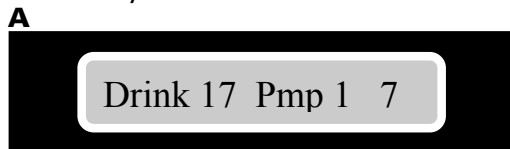
2) Press **M** and continue pressing this button until you scroll to the drink number (**Drink #17**). Proceed to step #3. See **Screen A**

3) The panel will start with Pump 1 as shown below in **Screen A** Proceed to Step #4.

4) Press the #7 and **GO** button to store new information. Press the **GO** to progress to the next pump.

5) After you've completed Steps 1-4, repeat the process as shown below for B-H.

Screen Key:



6) To make a *The Picnic* simply select size – Press 17 **GO**.

Press STOP twice to exit programming.

Please fine tune according to taste.

• For programming help feel free to contact support directly.

East Coast: Desmond 717-648-9351

West Coast: Tim 917-723-7184