



Tropical Storm

Drink Code & Programming Instructions

To Program your Blender Dispensing Unit:

1) Press the following code on the key-pad of your Blender Dispensing Unit



2) Press **S** and continue pressing this button until you scroll to the drink number (**Drink #19**). Proceed to #3. See **Screen A**

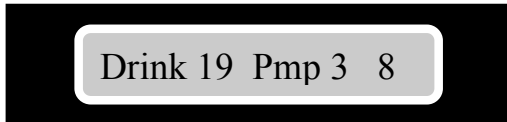
3) Press the **M** pad and continue pressing this button until you come to Pump 3 as shown below in A. Proceed to #4.

4) Press the #8 and the GO button to store the new information.

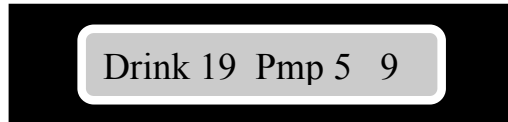
5) After you've completed Step 1-4 for A, repeat the process as shown below for B-G.

Screen Key:

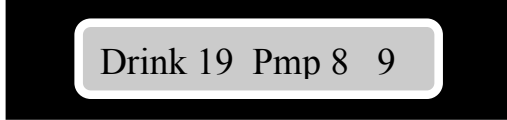
A



B



C



D (Blending time with flake ice)



E (16oz Blend Time)



F



G



6) To make a *Tropical Storm* simply select size – Press 19 GO.

Please fine tune according to taste.

• Feel free to call Tim with any questions. 877-525-3637

For more *Stars & Strip* flyers visit: <http://www.cityblends.com/pub/stars&stripes.pdf>